

YOUR A200: CONFIGURED TO YOUR PREFERENCES

1 A200 OPTIONS

- Bean hopper: 2x0.6 kg, lockable
- Permanent water supply connection
- Coffee grounds ejector
- Raised feet (40 / 100 mm)

2 MILK SYSTEM

- FoamMaster™ (FM): hot and cold milk and milk foam, individually adjustable consistency, integrated cleaning system
- Milk system (MS): hot milk and milk foam (KE200)

3 CLEANING SYSTEM

- CleanMaster (CM): fully automatic cleaning system with integrated cleaning cartridge. For outstanding hygiene and unbeatable simplicity, efficiency, and convenience.
- EasyClean (EC): automatic cleaning system with manual addition of the cleaning fluid. Perfect hygiene in just a few steps.

4 ACCOUNTING SYSTEM

- Can be used for various payment methods, e.g. with coins, card. Ideally suited to public/private vending applications.

5 CUP WARMER

- With four heatable trays.



FLEXIBILITY

Our product portfolio allows various assembly options – tailored to your needs.



FRANKE


MAKE IT WONDERFUL

Franke Kaffeemaschinen AG
cs-info.ch@franke.com

Franke Coffee Systems GmbH
cs-info.de@franke.com

Franke Coffee Systems Americas
cs-coffeesales.us@franke.com

Franke Coffee Systems UK
sales@Frankecoffeesystems.co.uk



coffee.franke.com

590.0598.274/03.20/CH-EN/Subject to dimensional, design and version changes.

A200

With the compact A200, making premium coffee has never been so simple – making it all about the moment for the customer. The easy-to-use screen allows you to choose from up to 36 drink combinations, while the optional FoamMaster™ lets you create the perfect foam for every desire. Additional features such as an integrated cleaning system and ceramic grinders mean you have a machine that you can always rely on to produce the perfect coffee. Time and time again.

| CAPACITY* | SINGLE | PARALLEL |
|------------|--------|----------|
| Espresso | 102 | 148 |
| Cappuccino | 94 | 158 |
| Coffee | 69 | 85 |
| Hot water | 99 | |

*Cups per hour according to DIN 18873



CLEANMASTER
Fully automatic
cleaning process



TOUCH SCREEN
Easy-to-use even
for new users



GRINDERS
Two ceramic grinders
for more flexibility

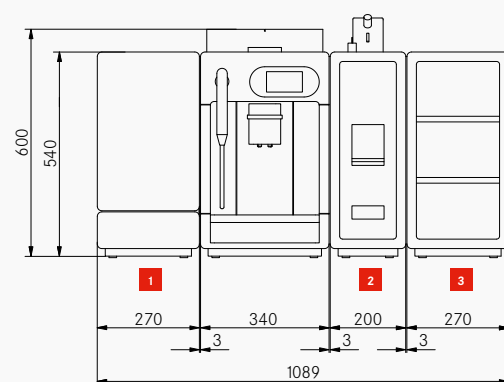
FRANKE

MAKE IT WONDERFUL

TECHNICAL DATA

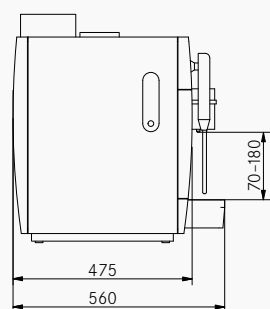
MACHINE MODELS

| Model | Power | |
|----------------|--|--|
| A200 MS EC | 220-240V 1LNPE 50/60Hz 2.4-2.75kW (13/15/16*A) | |
| | 220-240V 1LNPE 50/60Hz 1.2-1.5 kW (10A) | |
| | 220V 1LNPE 50Hz 2.4kW (16A) | |
| | 100V 2LPE 50/60Hz 1.3kW (15A) | |
| | 120V 2LPE 60Hz 1.45kW (15A) | |
| Dimensions | 340 mm / 600 mm / 560 mm (W / H / D) | |
| Weight (empty) | approx. 25 kg | |
| A200 FM CM | 220-240V 1LNPE 50/60Hz 2.4-2.75kW (13/15/16*A) | |
| | 220-240V 1LNPE 50/60Hz 1.2-1.5 kW (10A) | |
| | 220V 1LNPE 50Hz 2.4kW (16A) | |
| | 100V 2LPE 50/60Hz 1.3kW (15A) | |
| | 120V 2LPE 60Hz 1.45kW (15A) | |
| Dimensions | 340 mm / 613 mm / 560 mm (W / H / D) (FM CM inkl. SU05 FM CM) | |
| Weight (empty) | approx. 45 kg (FM CM inkl. SU05 FM CM) | |
| Colors | Black or anthracite | |
| SU05 CM | 220-240 VAC, 1L N PE, 1950-2300 W, 50-60 Hz, 10 Á (EU) | |
| | 120 VAC, 1L PE, 1400 W, 60 Hz, 15 Á (USA) | |
| | Dimensions | 340 mm / 613 mm / 560 mm (W / H / D) (FM CM inkl. SU05 FM CM) |
| | Weight (empty) | approx. 45 kg (FM CM inkl. SU05 FM CM) |
| | Colors | Black or anthracite |



WATER CONNECTION

| | |
|------------------------|---|
| Fixed water connection | Metal hose with union nut G3/8", L = 1500 mm |
| Water supply line | If possible on installation side: untreated water of drinking water quality (not from household decalcification system) |
| Water pressure | 80-800 kPa (0.8-8.0 bar) |
| Flowrate | >0.1l/sec |
| Water temperature | <25°C |
| Total hardness | 4-8 °dH GH (German total hardness) / 7-14 °fH GH (French total hardness) / 70-140 ppm (mg/l) |
| Carbonate hardness | 3-6 °dH KH (carbonate hardness) / 50-105 ppm (mg/l) |
| Acid content/pH value | 6.5-7.5 pH |
| Chlorine content | <0.5 mg/l |
| Internal Water Tank | 4,0 liter, level monitoring with filter cartridge Claris Drip tray 2,4 liter, level monitoring |

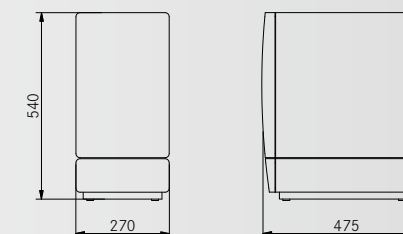


WATER DRAIN

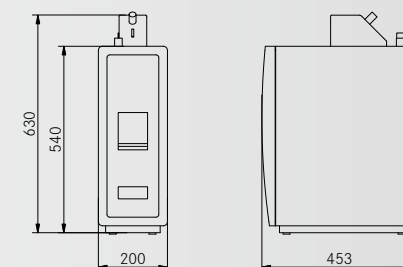
| | |
|------------|---------------------------|
| Drain hose | Dia. = 16 mm, L = 2000 mm |
|------------|---------------------------|

ADD-ON UNITS

| 1 REFRIGERATION UNIT | SU05 CM (51) |
|-----------------------|---|
| Electrical connection | 220-240V 1LNPE 50/60Hz 1.95-2.3kW (10A) 120V 1LNPE 60Hz 1.44kW (15A) 220V 1LNPE 50Hz 0.72A (10A) 100V 1LNPE 50/60Hz 1.35kW (15A) 270 mm / 540 mm / 475 mm (W / H / D) |
| Dimensions | approx. 24 kg |
| Weight (empty) | Model A200 FM CM |
| Compatible with | Black or anthracite |
| Colors | |



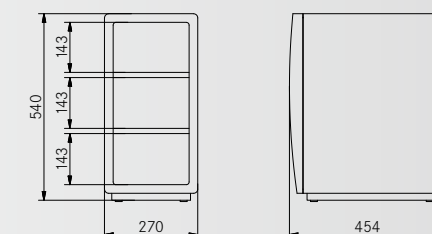
| 2 ACCOUNTING SYSTEM | AC 200 |
|-----------------------|---|
| Accounting systems | Coin validator, Coin changer, Cashless system |
| Electrical connection | 85-264 V 1LNPE 50/60 Hz (10 A) |
| Dimensions | 200 mm / 630 mm / 453 mm (W / H / D) |
| Weight (empty) | approx. 18 kg |
| Compatible with | Model A200 MS EC / A200 FM CM |
| Colors | Black or anthracite |



| ACCOUNTING SYSTEM | AC125CL |
|-----------------------|--------------------------------------|
| Electrical connection | 85-264V 1LNPE 50/60 Hz (10A) |
| Dimensions | 125 mm / 150 mm / 310 mm (W / H / D) |
| Weight (empty) | approx. 2 kg |
| Compatible with | Model A200 MS EC / A200 FM CM |
| Colors | Black |



| 3 CUP WARMER | CW |
|-----------------------|--|
| Electrical connection | 220-240 VAC, 1L N PE, 110-130W, 50-60 Hz 110-127 VAC, 1L N PE, 80-130W, 50-60 Hz 100 VAC, 1L N PE, 80W, 50-60 Hz 220 VAC, 1L N PE, 110W, 50-60 Hz 270 mm / 540 mm / 454 mm (W / H / D) |
| Dimensions | approx. 20 kg |
| Weight (empty) | Model A200 MS EC / A200 FM CM |
| Compatible with | Black or anthracite |
| Colors | |



| REFRIGERATION UNIT | KE200 (41) |
|-----------------------|---|
| Electrical connection | 220-240 VAC, 1L N PE, 82 W, 10 Á, 50-60 Hz 110 VAC, 1L N PE, - W, 1,5 Á, 60 Hz 100 VAC, 1L N PE, - W, 1,5 Á, 50-60 Hz 225 mm / 356 mm / 453 mm (W / H / D) |
| Dimensions | approx. 13 kg |
| Weight (empty) | Model A200 MS EC |
| Compatible with | |
| Colors | |

